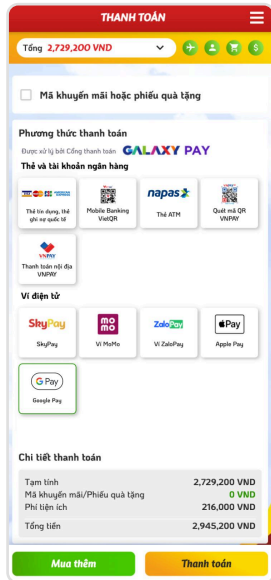


User Guide | Mobile App

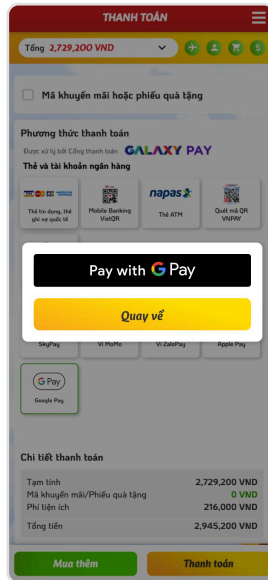
Payment Method Google Pay

Update 04.2026



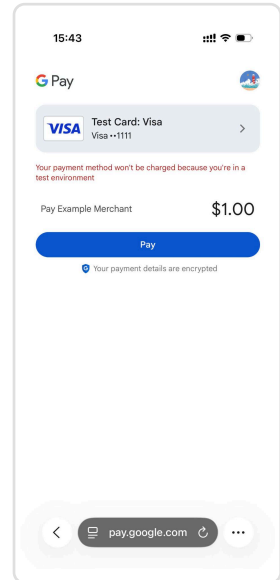
Step 1

On the payment screen
Select the Google Pay icon



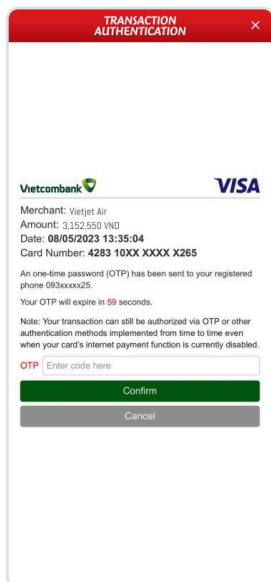
Step 2

Select Pay with Google Pay



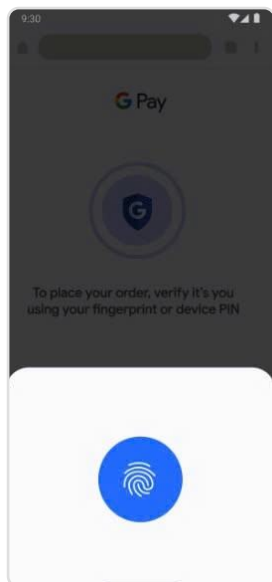
Step 3

Choose card saved on Google Pay,
→ press **Pay** to complete payment.



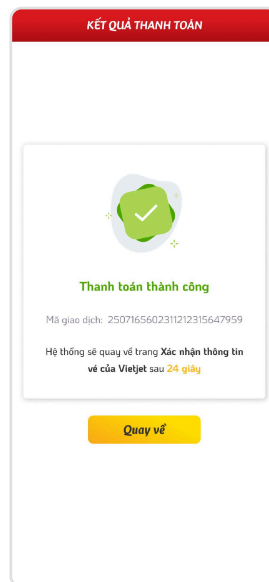
Step 4*

Authenticate the payment
using Bank OTP



Step 4*

Authenticate the payment
using your device



Step 5

Payment successful



Step 6

The customer receives
the booking code and
payment details

(*) The payment authentication screen may vary depending on the card issuing bank, browser, and device you use.